

COURSE DESCRIPTION

- Course Name:** Python Applications for Digital Design and Signal Processing – America Times
- Course Start Date:** July 30, 2026: Orientation, videos released weekly
- Q&A Workshops:** Thu Aug 6, 13, 20, 27 4:00pm-5:30pm EDT
- Location:** Zoom Meeting
- Speaker:** Dan Boschen

This is a hands-on course combining pre-recorded lectures with live Q&A/workshop sessions in the popular and powerful open-source Python programming language.

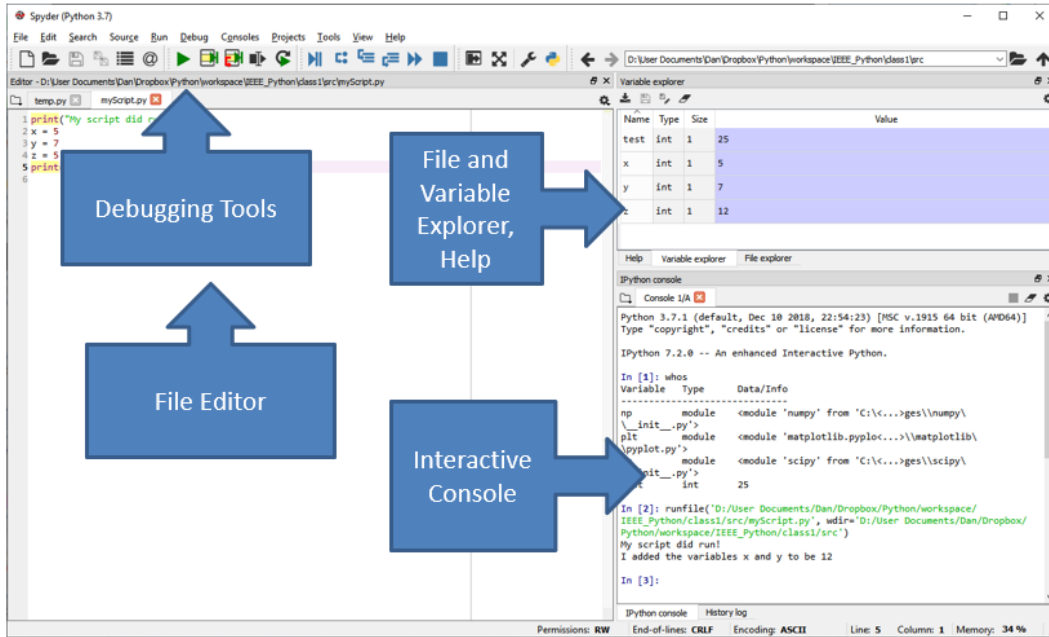
Pre-Recorded Videos combined with Live Q&A Workshops: The course consists of pre-recorded video lectures (approx. 3 hours per week) that students can watch **on their own schedule**, and an **unlimited number of times**, prior to live Q&A workshop sessions on Zoom with the instructor. The Q&A workshops will be recorded for later viewing. The videos will remain available to students for up to two months after the conclusion of the course. The instructor will be available via Piazza throughout that time for questions and further interaction.

Overview: Dan provides simple, straight-forward navigation through the multiple configurations and options, providing a best-practices approach for quickly getting up to speed using Python for modelling and analysis for applications in signal processing and digital design verification. Students will be using the Anaconda distribution, which combines Python with the most popular data science applications, and Jupyter Notebooks for a rich, interactive experience.

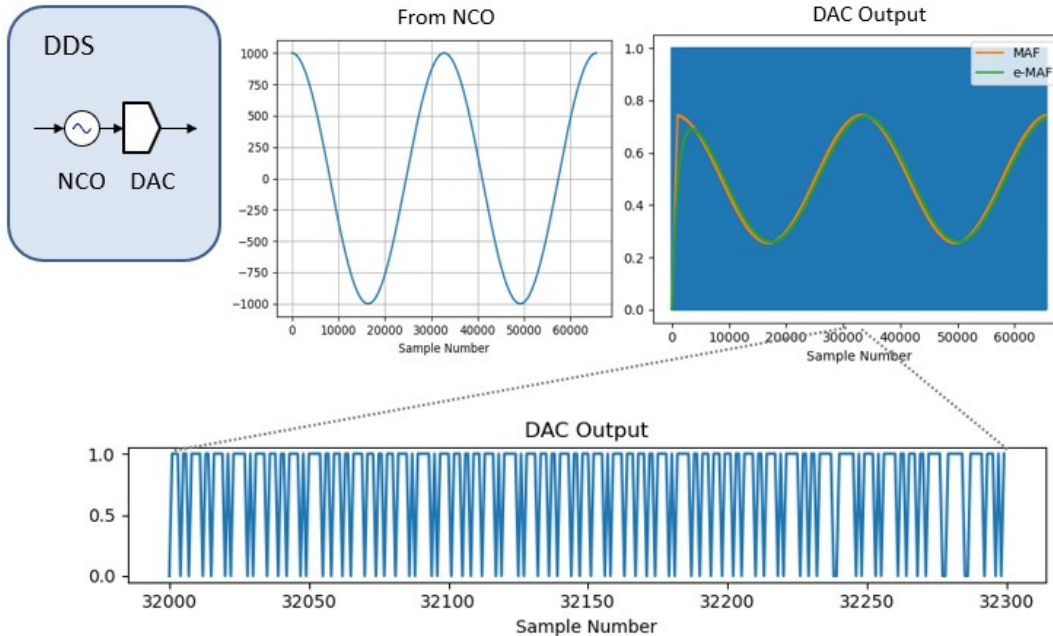
The course begins with basic Python data structures and constructs, including key "Pythonic" concepts, followed by an overview and use of popular packages for scientific computing enabling rapid prototyping for system design.

During the course, students will create example fixed-point designs including a sigma delta converter, direct digital synthesizer, numerically controlled oscillator and pseudo-random number generator. This will include considerations for cycle- and bit-accurate models useful for digital design verification (FPGA/ASIC) while bringing forward the signal processing tools for frequency and time domain analysis.

Spyder IDE



Using Scipy



The screenshot shows a Jupyter Notebook titled "Python Session 8" with the following content:

```
sys.getsizeof(sig_out)
print(sig_out[:10])
[ 1 -1 -1 1 1 1 1 -1 -1 1]
```

5.3. Integrate with Output Filter Model

Analog Sallen-Key Filter

When both R's and both C's are same value: $f_c = \frac{1}{2\pi RC}$

Where f_c is the 1/2 magnitude frequency (-6 dB)

With R = 8.2KΩ C = 1800pF:

$$f_c = \frac{1}{2\pi RC} = \frac{1}{2\pi \cdot 8.2 \times 10^3 \cdot 1.8 \times 10^{-9}} \approx 10.8 \text{ KHz}$$

Plot Frequency Spectrums

```
# plot spectrums ***
```

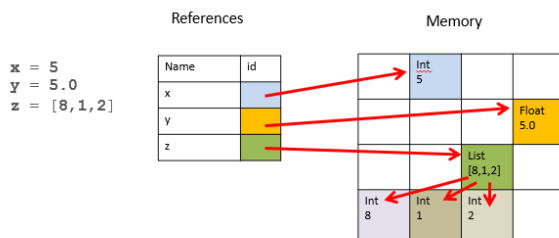
Figure 17

Jupyter Notebooks:

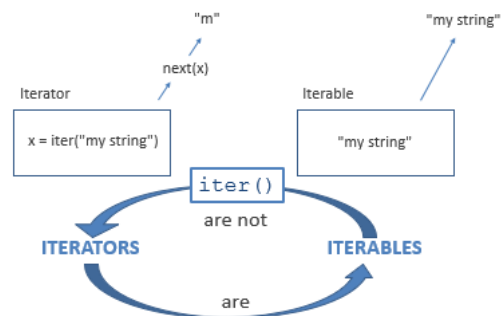
This course makes extensive use of Jupyter Notebooks, which combine running Python code with interactive plots and graphics for a rich user experience. Jupyter Notebooks is an open-source web-based application (that can be run locally) that allows users to create and share visually appealing documents containing code, graphics, visualizations and interactive plots. Students will be able to interact with the notebook contents and use "take-it-with-you" results for future applications in signal processing.

Target Audience: This course is targeted toward users with little to no prior experience in Python, however familiarity with other modern programming languages and an exposure to object-oriented constructs is very helpful. Students should be comfortable with basic signal processing concepts in the frequency and time domain. Familiarity with MATLAB or Octave is not required, but the equivalent operations in Python using the NumPy package will be provided for those students that do currently use MATLAB and/or Octave for signal processing applications.

Mutable / Immutable



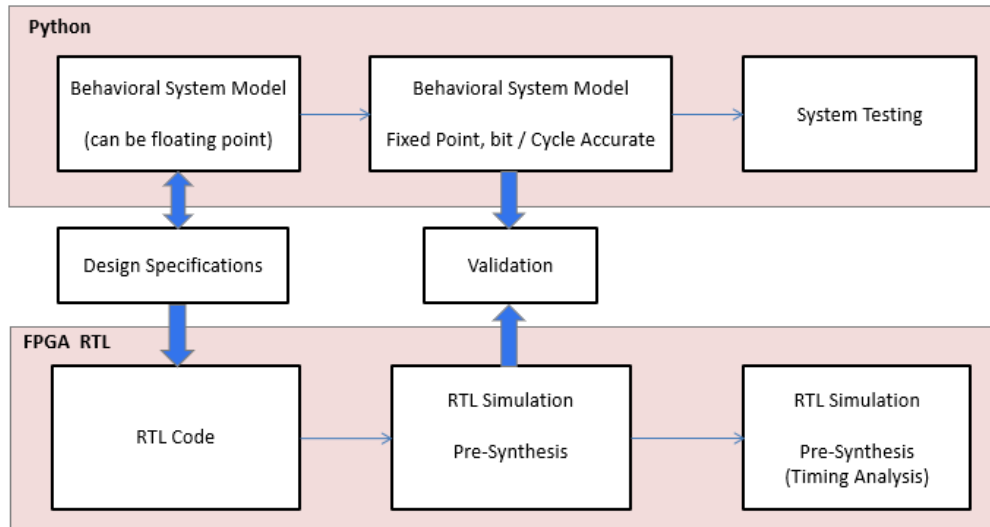
Iterable and Iterator



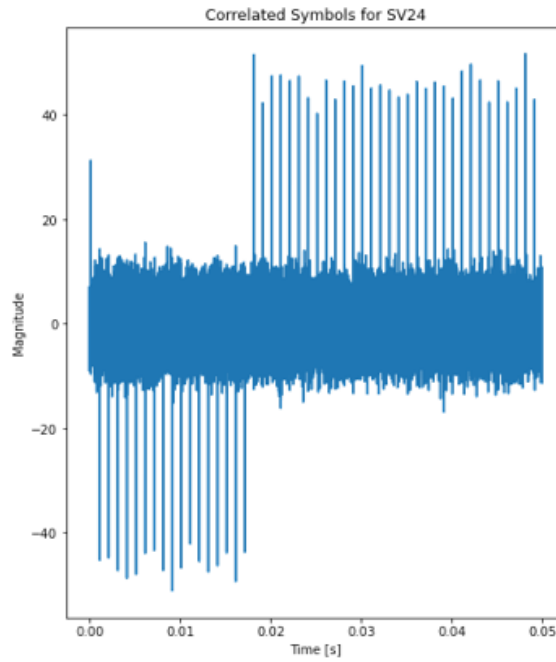
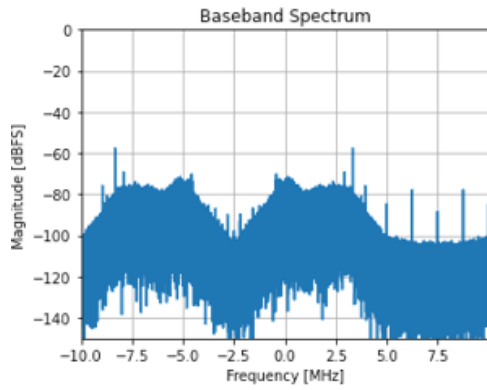
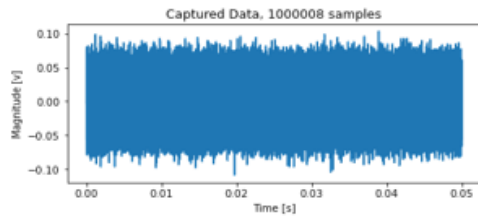
Benefits of Attending / Goals of Course: Attendees will gain an overall appreciation of using Python and quickly get up to speed in best practice use of Python and related tools specific to modeling and simulation for signal processing analysis and design.

All set-up information for the installation of all tools will be provided at the course kick-off with a brief orientation meeting on July 30, 2026 at 4:00pm EDT.

Python for Verification



GPS Waveform Processing



Topics / Schedule:

Pre-recorded lectures (3 hours each) will be distributed the week before all Workshop dates. Workshop/ Q&A Sessions are as follows:

Orientation

Course Kick-off and Orientation: 30-minute orientation meeting to go over getting started with the course.

Session 1

Topic 1: Intro to Jupyter Notebooks, the Spyder IDE and the course design examples. Core Python constructs.

Session 2

Topic 2: Core Python constructs; iterators, functions, reading/writing data files.

Session 3

Topic 3: Signal processing simulation with popular packages including NumPy, SciPy, and Matplotlib.

Session 4

Topic 4: Bit/cycle accurate modelling and analysis using the design examples and simulation packages

Speaker's Bio:

Dan Boschen has a MS in Communications and Signal Processing from Northeastern University, with over 25 years of experience in system and hardware design for radio transceivers and modems. He has held various positions at Signal Technologies, MITRE, Airvana and Hittite Microwave designing and developing transceiver hardware from baseband to antenna for wireless communications systems and has taught courses on signal processing for over 20 years. Dan is a contributor to dsprelated.com and Signal Processing Stack Exchange <https://dsp.stackexchange.com/>, and is currently at Microchip leading design efforts for advanced frequency and time solutions.

For more background information, please view Dan's LinkedIn page at <https://www.linkedin.com/in/danboschen/>.