

## COURSE DESCRIPTION

**Course Name:** Python Applications for Digital Design and Signal Processing  
**Course Start Date:** Apr 25, 2024: Orientation, videos released weekly  
**Q&A Workshops:** Thu May 2, 9, 16, 23 11am-12:30pm EDT  
**Location:** Zoom Meeting  
**Speaker:** Dan Boschen

This is a hands-on course combining pre-recorded lectures with live Q&A/workshop sessions in the popular and powerful open-source Python programming language.

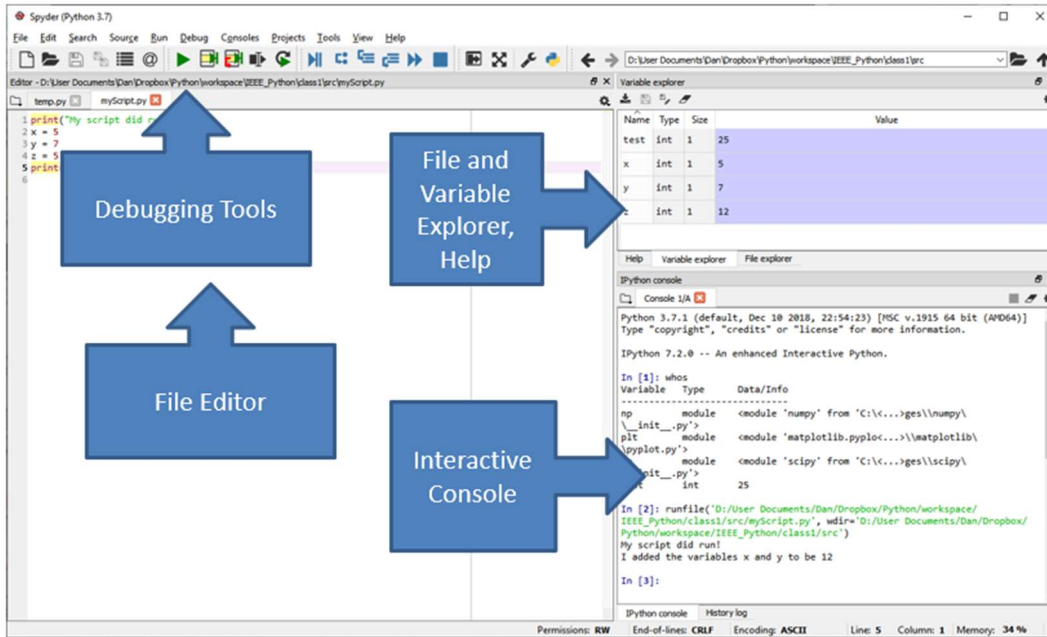
**Pre-Recorded Videos combined with Live Q&A Workshops:** The course consists of pre-recorded video lectures (approx. 3 hours per week) that students can watch **on their own schedule**, and an **unlimited number of times**, prior to live Q&A workshop sessions on Zoom with the instructor. The Q&A workshops will also be recorded for later viewing. The videos will also be available to the students for viewing for up to two months after the conclusion of the course and the instructor is available via Piazza throughout the course for further interaction and questions.

**Overview:** Dan provides simple, straight-forward navigation through the multiple configurations and options, providing a best-practices approach for quickly getting up to speed using Python for modelling and analysis for applications in signal processing and digital design verification. Students will be using the Anaconda distribution, which combines Python with the most popular data science applications, and Jupyter Notebooks for a rich, interactive experience.

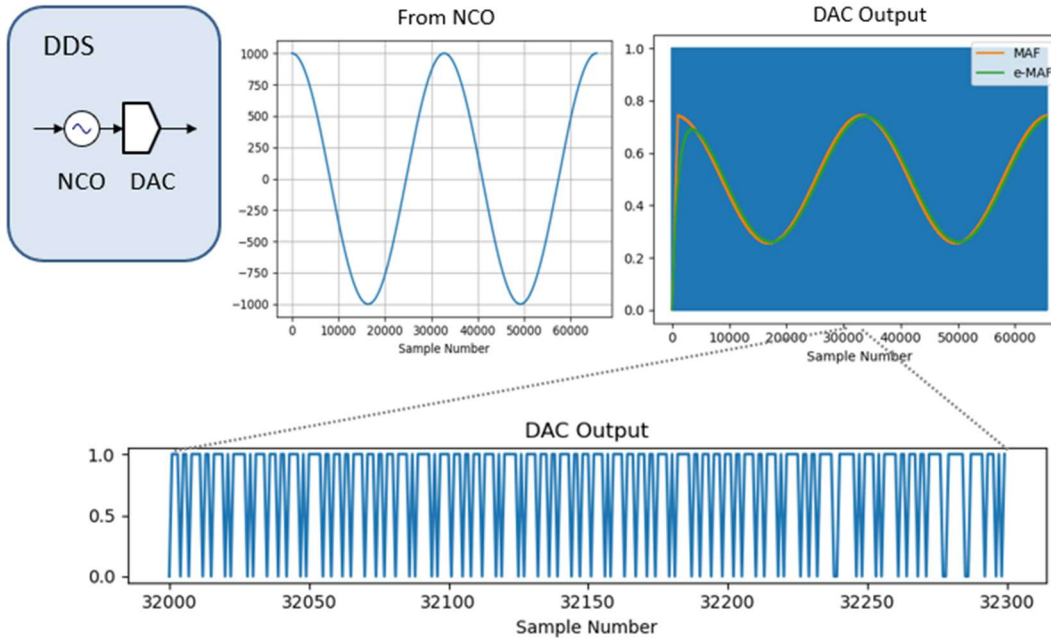
The course begins with basic Python data structures and constructs, including key "Pythonic" concepts, followed by an overview and use of popular packages for scientific computing enabling rapid prototyping for system design.

During the course students will create example fixed-point designs including a sigma delta converter, direct digital synthesizer, numerically controlled oscillator and pseudo-random number generator. This will include considerations for cycle and bit accurate models useful for digital design verification (FPGA/ASIC), while bringing forward the signal processing tools for frequency and time domain analysis.

# Spyder IDE



# Using Scipy



The screenshot shows a Jupyter Notebook titled "IEEE Python Course Class 3". The left sidebar contains a table of contents with sections like "1.2.2 Temporary Repository", "1.3 Customizing Matplotlib", "1.4 Seaborn", "1.5 Using Deque for FIFO Implementations", "2 Class Exercise: 2nd Order Delta-Sigma DAC", "2.1 Block Diagram of Model", "2.2 SD Model that returns an ndarray", "2.3 SD Model that returns a Generator Iterator", "3 Delta Sigma Model for FPGA Verification", "4 Example System Testing", and "5 GPS CIA Code Generator". The main area displays a plot titled "Output Spectrum (Unfiltered)" showing magnitude in dBFS versus frequency in MHz. Below the plot is a code cell with the following code:

```

x,y = fft.fftfreq(1024,0.001)
fft.plot_spectrum(x,y);
plt.title('Output Spectrum (Unfiltered)')
plt.axis([-15, 0.15, -150, 0])

```

The output of the code is: `Out[63]: Text(0.5, 'Output Spectrum (Unfiltered)')`

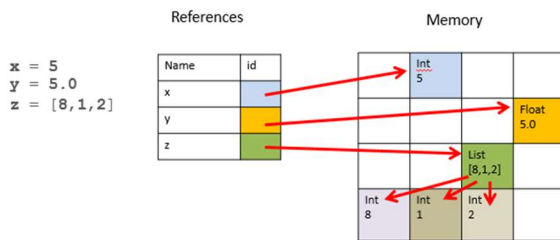
Below the code is a section titled "4.4 Integrate with Output Filter Model" with the sub-heading "Analog Sallen-Key Filter". It specifies parameters: "For cutoff = 10KHz, R = 100KΩ C = 100pF". A circuit diagram shows an active Sallen-Key low-pass filter with two resistors (R) and two capacitors (C) connected to an operational amplifier.

At the bottom, a code cell shows: `In [64]: # Model for 2 section active Sallen Key Low Pass Fil` and `def sallen_key(R, C, fs):`

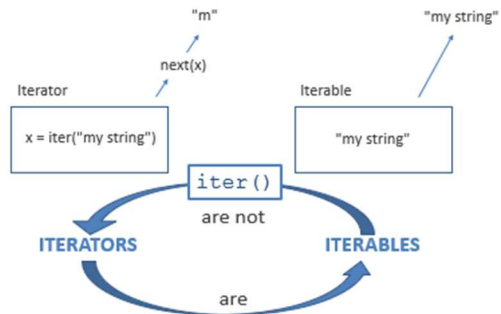
**Jupyter Notebooks:** This course makes extensive use of Jupyter Notebooks which combines running Python code with interactive plots and graphics for a rich user experience. Jupyter Notebooks is an open-source web-based application (that can be run locally) that allows users to create and share visually appealing documents containing code, graphics, visualizations and interactive plots. Students will be able to interact with the notebook contents and use “take-it-with-you” results for future applications in signal processing.

**Target Audience:** This course is targeted toward users with little to no prior experience in Python, however familiarity with other modern programming languages and an exposure to object-oriented constructs is very helpful. Students should be comfortable with basic signal processing concepts in the frequency and time domain. Familiarity with Matlab or Octave is not required, but the equivalent operations in Python using the NumPy package will be provided for those students that do currently use Matlab and/or Octave for signal processing applications.

### Mutable / Immutable



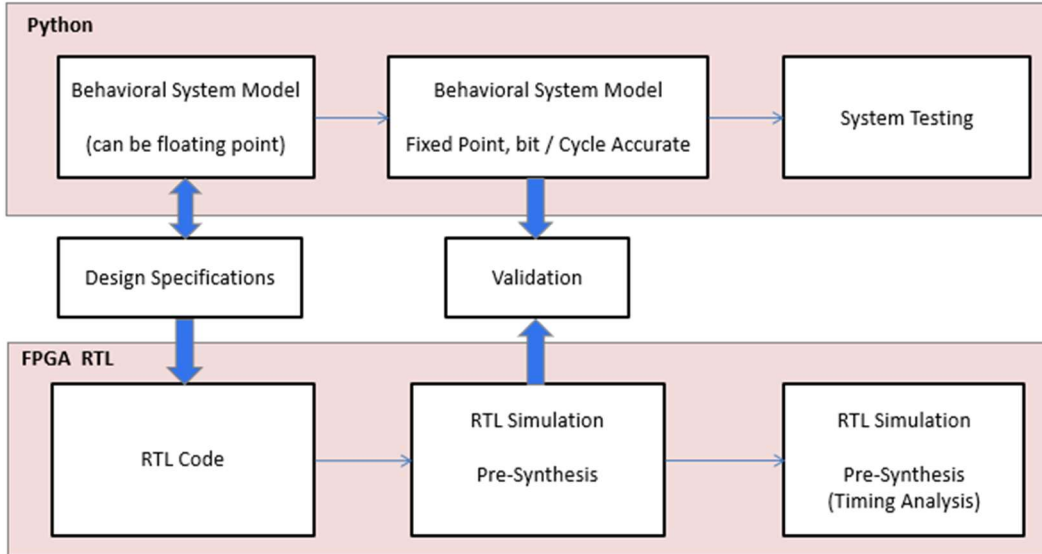
### Iterable and Iterator



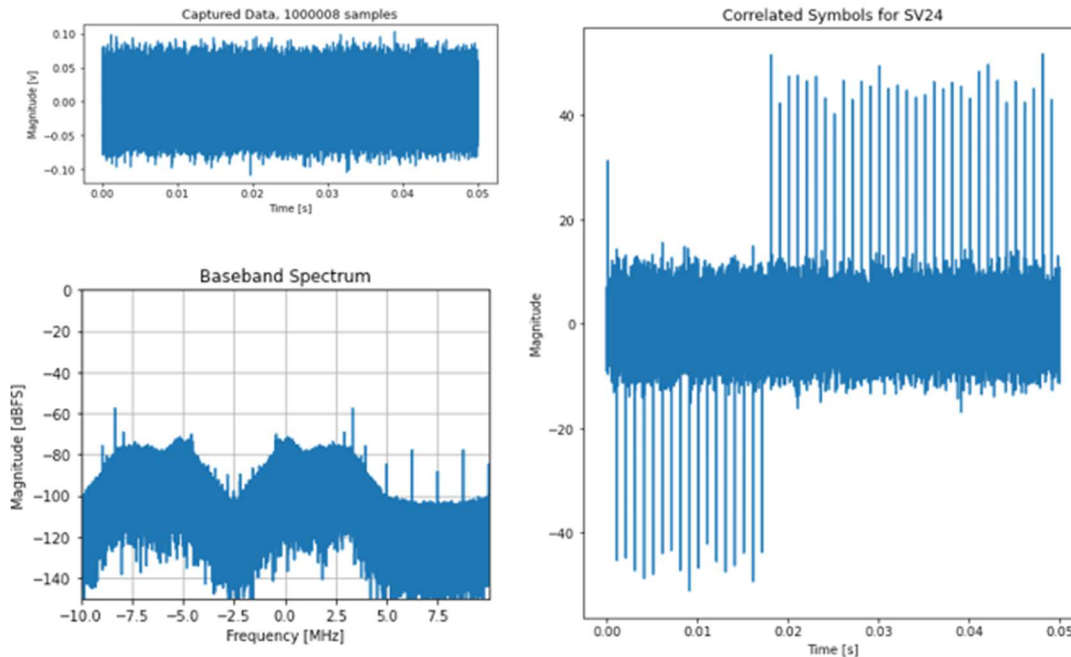
**Benefits of Attending / Goals of Course:** Attendees will gain an overall appreciation of using Python and quickly get up to speed in best practice use of Python and related tools specific to modeling and simulation for signal processing analysis and design.

**All set-up information for the installation of all tools will be provided before the start of class with a brief orientation meeting on April 25, 2024.**

# Python for Verification



# GPS Waveform Processing



## Topics / Schedule:

Pre-recorded lectures (3 hours each) will be distributed the week before all Workshop dates. Workshop/ Q&A Sessions are as follows:

### Orientation

*Course Kick-off and Orientation:* 30-minute orientation meeting to go over getting started with the course.

### Session 1

*Topic 1:* Intro to Jupyter Notebooks, the Spyder IDE and the course design examples. Core Python constructs.

### Session 2

*Topic 2:* Core Python constructs; iterators, functions, reading writing data files.

### Session 3

*Topic 3:* Signal processing simulation with popular packages including NumPy, SciPy, and Matplotlib.

### Session 4

*Topic 4:* Bit/cycle accurate modelling and analysis using the design examples and simulation packages

## Speaker's Bio:

**Dan Boschen** has a MS in Communications and Signal Processing from Northeastern University, with over 25 years of experience in system and hardware design for radio transceivers and modems. He has held various positions at Signal Technologies, MITRE, Airvana and Hittite Microwave designing and developing transceiver hardware from baseband to antenna for wireless communications systems and has taught courses on DSP for over 20 years. Dan is a contributor to [dsprelated.com](http://dsprelated.com) and Signal Processing Stack Exchange <https://dsp.stackexchange.com/>, and is currently at Microchip (formerly Microsemi and Symmetricom) leading design efforts for advanced frequency and time solutions.

For more background information, please view Dan's LinkedIn page at <https://www.linkedin.com/in/danboschen/>.